

CONSTRUCTION NOTES

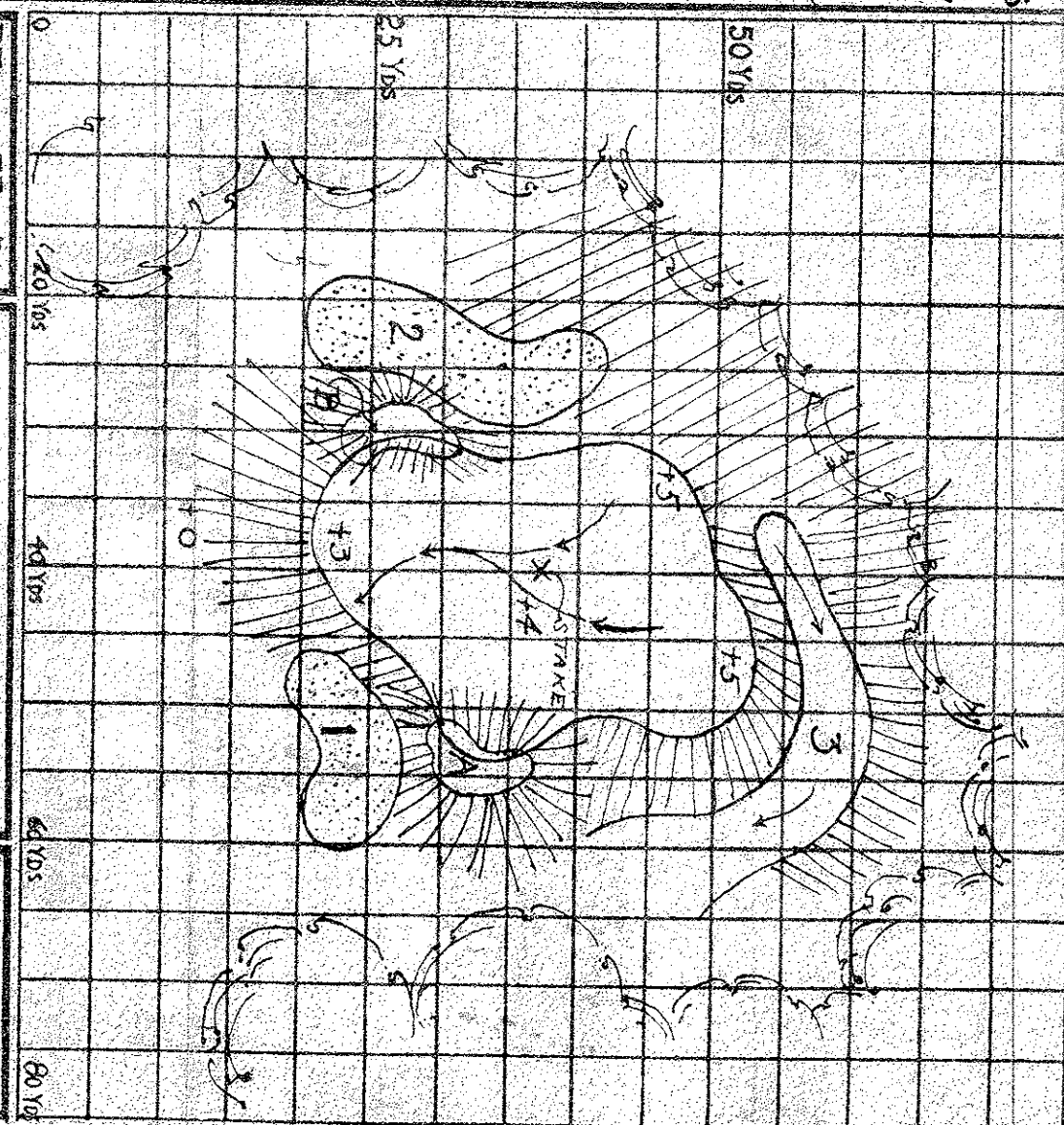
DETAIL of GREEN
SCALE 40 FEET TO ONE INCH

CONSTRUCTION NOTES

TRAPS & MOUNDS

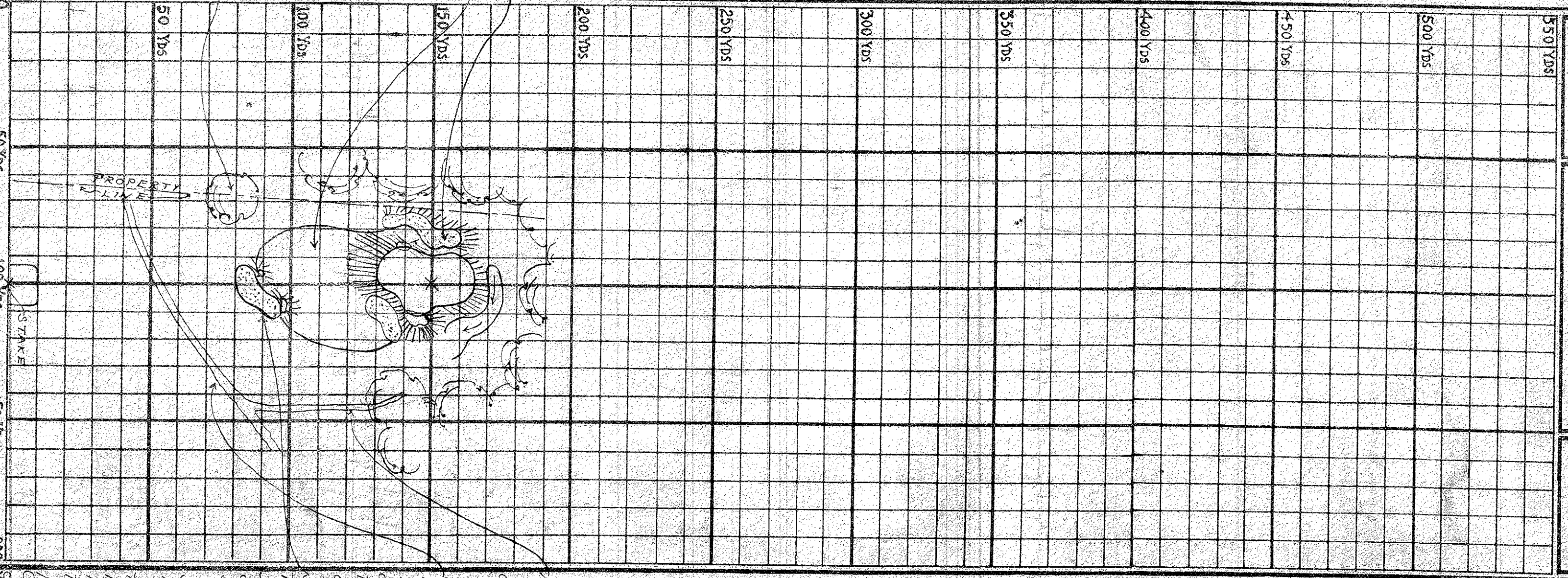
1. TRAPS of level existing ground with sand face against GREEN
2. Face TRAP made in part from old pit.
3. Turf Hollow, averaging 3' below surface of GREEN
- A & B. Low MOUNDS in contour of GREEN

GRADES —
O = finished grade of new FAIRWAY



GREEN

... Cut into hill to obtain fill for front of GREEN. Allow for turf hollow at back for surface drainage. This GREEN to be of an elevated island type.



Enlarge old pit for this TRAP. Raise grade of FAIRWAY if same cannot be drained so that it will be dry at all times.

Large MAPLE (save)

New open drain to be made to drain right side of FAIRWAY.

Old open drain to be deepened and lowered 2 feet or enough to thoroughly drain area for FAIRWAY.

Shallow TRAP (foot type) with MOUNDS 3-5' in front to catch lopped TEE shot.


TEE —
Size 40 x 50'
Raise existing Turf Subgrade to necessary height to meet natural grade and then lay sod previously removed. Grade TEE so can be cut with tractor mow.

DATE

CONSTRUCTION DETAILS

HOLE NO 7

for
BELLEVUE GOLF CLUB
MERRIMACK MASS



WAYNE E. STILES
GOLF COURSE & LANDSCAPE ARCHITECT - BOSTON & NEW YORK